


EPYX

CALIFORNIATM
GAMESTM



INSTRUCTION MANUAL

for the Commodore 64[®]/128,[™] Apple II[®]
series, IBM PC[®] and compatibles

TABLE OF CONTENTS

INTRODUCTION	1
OBJECTIVES	1
GETTING STARTED	2
STARTING PLAY	3
HALF PIPE SKATEBOARD EVENT	4
FOOT BAG EVENT	5
SURFING EVENT	7
ROLLER SKATING EVENT	8
BMX BIKE RACING EVENT	9
FLYING DISK EVENT	10
CALIFORNIA GAMES SCORING	11

INTRODUCTION

"Hey, thrasher! Dontcha ever wear knee pads?" "Didja see that? He caught some air on the half pipe! Radical!"

Welcome to California. Home of the most radical sports in the world. Rad, bad and aggro. You're about to hit the beaches, parks and streets of the Golden State to go for trophies in everything from surfing to bike racing. **CALIFORNIA GAMES™** gives you the hottest sports. And the most aggro competition. You even get to pick your own sponsor.

So pull on those knee pads. You're about to get into the most fun you've had since Mom hid your skateboard. **CALIFORNIA GAMES** is going to take you from the surf to the turf. From the pipe to the parks. Are you gonna love it, or what?

We'll start you off in the heart of Hollywood, with skateboards in hot competition on the radical *Half Pipe*. Then we'll rocket up to San Francisco for the high-flying *Foot Bag* and some really wild footwork. After that, it's down to the beach for two of the coolest sports we've got in California. There's an awesome *Roller Skating* obstacle course, followed by the king of coastal competition. *Surfing*. You'll be shooting the tube and carving the biggest breakers around.

Over at the dirt track, you'll pump the pedals of a *BMX* racing bike. And your moves had better be bad. For the grand finale, you'll go to Yosemite where you'll be flinging the fantastic *Flying Disk*. That's six massive events. You're gonna have your hands full. Not to mention your feet.

You're about to get into the wildest games of them all...**CALIFORNIA GAMES**. It's only, like, the most totally awesome game in the world.

OBJECTIVES

CALIFORNIA GAMES is a challenge of skills for one to eight players. The object of the games is to win trophies in each individual event. Players can also compete for the top trophy in overall competition.

CALIFORNIA GAMES includes six exciting events: *Half Pipe Skateboard*, *Foot Bag*, *Surfing*, *Skating*, *BMX Bike Racing* and *Flying Disk*. You can practice or compete in any single event, compete in all the events, or even set up your own competition using events that you choose yourself.

Each player chooses a sponsor for the competition. You are judged on each event and a record is kept of your score. Trophies are awarded to the top scoring competitors.

If you break an event record, CALIFORNIA GAMES will save your name and display it on a special high score screen. Improve your skills in each event, compete with your family and friends and become a California Champion.

GETTING STARTED

Loading Instructions:

For Commodore 64[®]/128[™] computers:

- Set up your Commodore 64 /128 computer as shown in the owner's manual.
- Plug your joystick into Port #2.
- Turn the computer and the disk drive ON.
- Insert your CALIFORNIA GAMES disk , label side up.
- Type LOAD "*" , 8 ,1 and press the RETURN key.

With the EPYX FAST LOAD[™] Cartridge:

- Turn the disk drive and computer on.
- Insert your CALIFORNIA GAMES disk, label side up.
- Press and hold the C= (Commodore) key and the RUN/STOP key to load the program.

For Apple II[®] computers:

- Set up your Apple II computer as shown in the owner's manual.
- Plug your joystick into game port (joystick optional).
- Insert your CALIFORNIA GAMES disk, label side up.
- Turn the computer on to load the program.
- If the computer is already on, press CTRL, Open Apple, and RESET simultaneously.
- At any time you may press CTRL + S simultaneously to toggle sound between the speaker and the cassette port.

Apple users please note: Throughout the manual you will see instructions for joystick controls for each event. If you are using the keyboard for controls:

U I O
J K
N M ,



and Open Apple = FIRE BUTTON

STARTING PLAY

When the CALIFORNIA GAMES title screen appears, press the **FIRE BUTTON** on your joystick to continue to the menu screen. The CALIFORNIA GAMES menu offers a choice of options. To make a selection, use your joystick to move the cursor to your choice, then press the **FIRE BUTTON**. You may also select an option by typing the corresponding numbered key.

OPTION 1: Compete in All the Events

Compete in all six events. The number of trophies awarded to each player is tallied as you compete, and a special trophy is awarded to the overall champion at the conclusion of the last event. You'll compete in the events in this order: *Half Pipe Skateboard*, *Foot Bag*, *Surfing*, *Skating*, *BMX Bike Racing* and *Flying Disk*.

- You'll first be asked to enter your name and pick a sponsor.
- Type your name on the keyboard and press the **RETURN** key.
- Use the joystick to move the cursor to the sponsor of your choice, then press the **FIRE BUTTON** to pick that sponsor.
- Repeat the name and sponsor selection for each additional player (up to eight). When all players' names and sponsors have been entered, press the **RETURN** key again.
- A verification screen will appear. If all the names are correct, select **YES** with the joystick and press the **FIRE BUTTON**, or type **A**. If you need to make any changes, select **NO** or type **B**.

OPTION 2: Compete in Some Events

Similar to Option 1, but you compete in the events of your choice.

- Choose the event(s) by typing the corresponding numbered key or by moving your joystick and pressing the **FIRE BUTTON**.
- The events you choose will be displayed in purple.
- When you are finished choosing the events, move the cursor to the word **DONE** and press the **FIRE BUTTON**.

OPTION 3: Compete in One Event

Similar to Options 1 and 2, but you compete in any single event of your choice.

- Choose the event by typing the corresponding numbered key or by moving your joystick and pressing the **FIRE BUTTON**.

OPTION 4: Practice One Event

- Choose the event by typing the corresponding numbered key or by moving your joystick and pressing the **FIRE BUTTON**. No scores are kept during practice rounds.

OPTION 5: View High Scores

- Displays the highest score recorded in all events, with the name of the player who achieved each record.
- Press the **FIRE BUTTON** to return to the menu.

OPTION 6: View Title Screen

- Displays the title screen and credits.
- Press the **FIRE BUTTON** to return to the menu.

OPTION 7: Set Joystick (Apple II only)

- Follow the instructions on the screen.

THE GAMES



Half Pipe Skateboarding

It's time to get air on the half pipe. Skateboarding is definitely an awesome event, combining strength and coordination--often with amazing results. You'll be riding a skateboard in a specially built half-pipe. You'll have a *1 minute, 15 second* time period, or three falls, to build up speed and successfully complete stunts. Points are awarded for each stunt, and the highest score wins the event.

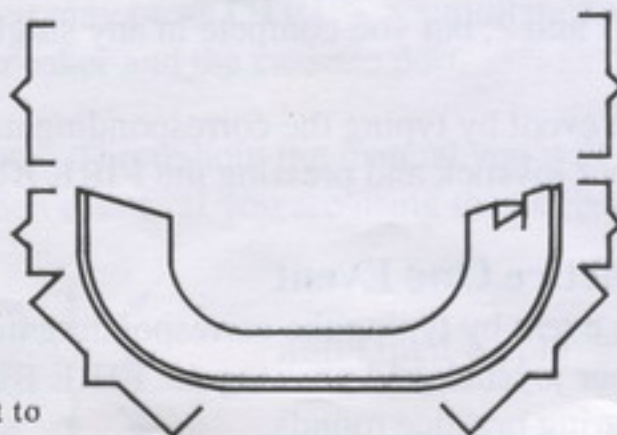
OBJECT: The object of the half-pipe event is to ride the board back and forth on the ramp, performing stunts with proper timing and execution.

- Press the **FIRE BUTTON** (*Open Apple*) to start the event.
- To gain speed, move the joystick **UP** (*I*) when the skater is going up the side of the ramp, then move the stick **DOWN** (*M*) when the skater is going down.
- To perform a stunt, move the joystick as shown in the diagram. Pay attention to timing, because you'll fall if you move the stick too soon, too late, or if you hold it too long. After three falls, the event is over.

Tap joystick
Right to start
Aerial Turn

Press the FIRE
BUTTON to start
Hand Plant

Tap stick Right to
start Kick Turn



Tap joystick
Left to start
Aerial Turn

Press the FIRE
BUTTON to start
Hand Plant

Tap stick Left
to start Kick
Turn

- To start a kick turn, move the joystick as indicated on the diagram above. Earn maximum points by waiting until the last moment to start the turn, and holding the joystick (*or key*) until the moment before you'd wipe out.
- To start an aerial turn, tap the joystick (*or press the key*) in the direction indicated in the diagram. To perform this move successfully, you must be in the air off the edge of the ramp before tapping the joystick.
- To perform a hand plant, press and hold the **FIRE BUTTON** (*Open Apple*) just as you reach the top of the ramp. The skater will plant his hands and flip the board over his head. Wait to release the button until the board arcs over and returns to the ramp. Earn maximum points for pressing the button at the last moment, and releasing it at the last moment.

SCORING: You score points for each stunt completed successfully. Your score increases with the amount of risk you take. For example, if you hold a turn until the last moment, you get more points than if you pull out early when it's safer. Some stunts are more difficult and earn higher scores than others.

Stunt	Minimum	Maximum
Kick Turns	100	300
Hand Plants	400	700
Aerial Turns	400	999

STRATEGY: It's important to build up the right amount of speed before trying a stunt. You can gain speed by doing a "fakie." To fakie, hold the joystick up or down for the full duration of the ramp (from top to bottom). Remember that you'll wipe out if you go too fast. Above all, be sure to get plenty of practice on the half pipe. This event takes experience to get the timing down just right.

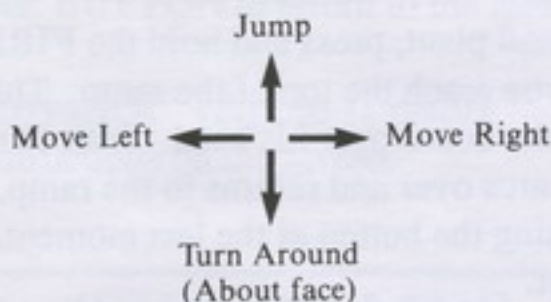


Foot Bag

This is probably the most laid back event, but don't lose your cool, it isn't easy. The Foot Bag event is like juggling with your feet. In this event, you have to keep a juggling bag in the air for 1 minute, 15 seconds, without using your hands. Success is all in the timing. If you time your kicks correctly, you'll keep the bag bouncing high in the air. Score extra points by performing stunts. The highest score wins the event.

OBJECT: Hacking at the sack with your feet, knees and head, you must try to make as many kicks as you can before time runs out. And remember, you get extra points for every stunt you perform.

- Press the **FIRE BUTTON** (*Open Apple*) to kick the bag into the air and start the event.
- As the bag falls back toward the ground, press the **FIRE BUTTON** (*Open Apple*) to kick again just before the bag reaches your foot.
- To perform a head butt, press the **FIRE BUTTON** (*Open Apple*) just before the bag drops below the level of your head.
- Move the joystick as indicated in the diagram to control other movements.



- Several types of kicks are possible, including inside kicks, outside kicks, jumping reverse kicks, knee kicks and back kicks.
- To perform different types of kicks, move to new positions underneath the bag while it's in the air. For example, move to the right so the bag will drop next to you (but not too far). Now press the **FIRE BUTTON** (*Open Apple*) when the bag approaches and you'll perform an outside kick.
- Other kicks are performed by positioning yourself in different ways. Discover the ways to perform all the kicks by trying various movements during practice.

SCORING: You earn points for each stunt or kick performed successfully. More difficult stunts, like turning around while the bag is in the air, earn higher scores. You lose time if you drop the bag or kick it off the screen. You also earn points for consecutive kicks completed without allowing the bag to touch the ground. Earn bonus for catching the sack when thrown from offscreen. Here are some stunts to try by combining different kicks and moves:

Any Kick: (10 pts.)

Half Axle: (250 pts.) Any two kicks with a half spin in between.

Full Axle: (500 pts.) Any two kicks with a full spin in between.

Horseshoe: (500 pts.) Left back kick + right back kick.

Jester: (2000 pts.) Left jumping kick or right jumping kick.

Double arch: (2500 pts.) Left outside kick + right outside kick + left outside kick.

Doda: (5000 pts.) Left outside kick + head butt + right outside kick.

Catch from Off Screen: (1500 pts.)

STRATEGY: The more complicated kicks and stunts you can complete before time runs out, the higher your score will be. Special bonus points are awarded for variety, so use as many different stunts as you can.



Surfing

Surfing began as the sport of Hawaiian kings; now it rules the California coastline. From Santa Cruz to Rincon Point, surfers and their colorful boards dot the miles of sun-splashed beaches.

And you're about to join them. You'll shoot the curl, shred the tube and probably even eat a little sand (when you wipe out). It's going to be hot. You'll be there. And you'll be awesome.

OBJECT: Competition surfing is a game of staying near the curl of the wave and maneuvering your board smoothly at high speeds. Ride the face of the wave, moving back and forth, in and out of the tube. "Use" as much of the wave as you can before your ride comes to an end.

- Press the **FIRE BUTTON** (or *Open Apple*) to catch a wave and start the event.
- Hold the joystick **LEFT** (or press *J*) to avoid wiping out at the beginning of your ride.
- To steer the board to the surfer's left, move the joystick **LEFT** (*J*).
- To steer the board to the surfer's right, move the joystick **RIGHT** (*K*).
- Hold the **FIRE BUTTON** (*Open Apple*) down to make sharper turns. Note that sharp turns slow you down.
- If you go too close to the bottom of the wave, you'll either wipe out or end your ride by leaving the wave.
- To end your ride cleanly, go over the top of the wave.
- If you go over the top of the wave and turn your board around in the air, you can catch the wave again (but you'll wipe out if you come back down at a bad angle).
- You'll get **1 minute, 30 seconds** for the event or **4 wipeouts**. You earn more points for longer rides, so try to ride each wave as long as you possibly can.

SCORING: You're scored for the length of your ride, the number of turns you make and your speed each time you turn. You also earn high points from the judges for riding in the tube (underneath the curl of the wave), and riding near the break. "Catching air" scores extra points: ride up to the top of the wave until the end of your board clears the crest, then turn and continue your ride.

STRATEGY: Your final score is based on how well you "use" the wave. Riding along straight, far out in front of the break counts for very little. Take risks. The more risks you take to do your stunts, the more points you will earn.

Making cutbacks (180-degree turns), moving up and down the wave and doing 360's (complete circles) all earn high scores. Earn maximum points for high speed turns, especially if you complete them near the top of the wave or near the break.



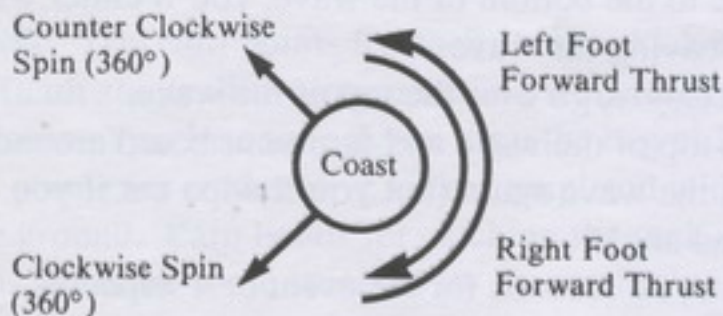
Roller Skating

Roller skating is hot. Anyone can skate and almost everyone does, with a feeling of freedom unlike any other sport. And CALIFORNIA GAMES skating is as radical as you can get.

The trick is to skate down a beach boardwalk without falling. You'll have to avoid cracks in the sidewalk, grass, sand, puddles of water, shoes lying in your path and more. You'll have to squat to miss flying beach balls (Commodore and IBM versions only). You'll even have to jump over missing pieces of the sidewalk!

OBJECT: The object in roller skating is to avoid the obstacles and cover the course in the best possible time, with as many stunts as you can perform during the event.

- Press the **FIRE BUTTON** (*Open Apple*) to start the event.
- To begin skating, roll the joystick to the **UP** (*I*) position. Then roll the joystick to the **DOWN** (*M*) position. Continue rolling between these two positions to gain speed.
- Move the joystick as shown in the diagram to perform other skating moves.



- To squat, press and hold the **FIRE BUTTON** (*Open Apple*).
- To jump, release the **FIRE BUTTON** (*Open Apple*).
- Try to avoid all the obstacles. You're allowed three falls. On the third fall you are disqualified and your race is over.

SCORING: Score points for each obstacle you avoid. Earn double points for jumping over obstacles. Earn the highest scores for 360's while jumping obstacles.

Avoiding Obstacles: 10 - 30 points

Jumping Over Obstacles: 20 - 60 points

Spinning Jump Over Obstacles: 40 - 120 points

STRATEGY: You'll score points for each object you successfully avoid or jump over, so be careful -- speed is less important than staying on your feet. Remember that you earn points for spinning jumps over obstacles (jumping and spinning at the same time). Complicated moves lead to high scores. But be careful not to fall more than twice, or you'll be out of the competition.



BMX Bike Racing

BMX stands for Bicycle Motocross. It also stands for radical action and challenging competition. In this event, riders use strong, lightweight bicycles to race on an action-packed course in the California desert. There are plenty of jumps, bumps and dips. (Rows of low bumps are called "Whoop-ti-dos.") You'll need speed, a good sense of timing and a heavy dose of endurance.

OBJECT: The object is to cover the course in the fastest possible time, performing stunts and avoiding or jumping over obstacles. The fastest daredevil rider will win the event.

- Move the joystick **RIGHT** (*K*) to start the event.
- Move the joystick **UP** (*J*) to steer left.
- Move the joystick **DOWN** (*M*) to steer right.
- Move the joystick **RIGHT** (*K*) repeatedly to increase your speed.
- Press the **FIRE BUTTON** (*Open Apple*) to jump.
- Move the joystick **LEFT** (*J*) to do a wheelie.
- When you're in the air, use the joystick to perform stunts:
 - Move the stick **UP** (*J*) to do a table top. Hold the stick as long as possible then release the joystick to put the bike down.
 - Move the stick **DOWN** (*M*) to do a 360-degree turn.
 - Move the stick **LEFT** (*J*) to do a backward flip.
 - Move the stick **RIGHT** (*K*) to do a forward flip.
- Timing is important to perform stunts and jumps. You must time the start and finish of each move to complete it successfully. If you're not back in a "centered" position by the time you land or complete your stunt, you will crash.
- You're allowed one "serious" fall or three "easy" falls before you're out of the race. If you flip and fall on your head, it's a serious fall.
- At the end of the course, press the **FIRE BUTTON** (*Open Apple*) to stop. You earn bonus points for stopping on the finishing pad.

SCORING: Try to complete the course within the 2 minute time limit. The faster your time, the higher your score will be. You also get points for each

stunt, with bonus points for holding stunts as long as possible. Here's a table of the minimum and maximum points awarded for each stunt:

Stunt	Minimum	Maximum
Wheelie	100	200
Jump	200	400
Table Top	500	1000
360 Turn	1000	2000
Backward Flip	1500	3000
Forward Flip	3000	6000

STRATEGY: When you complete the course, you get 60 points for each second left in the time limit. So finishing the course in the fastest possible time is important, but the highest scores go to the riders who perform the most daring stunts. Make a 6000-point forward flip, and you've probably got a lock on the first place trophy.



Flying Disk

To serious competitors, the plastic saucer invented by two Californians in 1947 is called a "flying disk." Of course, you may know it by another name. Originally spelled Frisbie, the disk's most popular name originated at Yale University, where students first started tossing empty pie plates made by the Frisbie Pie Company one hundred years ago. Now molded from light and flexible plastic, the flying disk is a common sight whirling through the air at beaches and parks everywhere in California, and it's the perfect challenge of skill and timing to wind up the competition in CALIFORNIA GAMES.

OBJECT: The object of the *Flying Disk* is to throw accurately to the catcher at the other end of the field. Score extra points for difficult catches.

- Press the **FIRE BUTTON** (*Open Apple*) to start the event.
- You get three attempts to throw and catch the disk.
- Try to throw the disk far enough to reach the catcher standing at the other end of the field.
- Use the bar at the bottom of the screen to make your throw. The bar has three colors: red, yellow and green. Use the green area for the most powerful throw.
- Tap the joystick **LEFT** (*J*) to start swinging your arm back. When the needle reaches the green section of the bar, tap the stick **RIGHT** (*K*). When the needle reaches the green section on the right side of the bar, tap the stick **LEFT** (*J*) again to release the disk.
- The display at the top of the screen helps you move the catcher to intercept the disk after it has been thrown.

- As the disk flies across the field, move the joystick **LEFT** or **RIGHT** (*J* or *K*) to run toward the point where you think the disk will land.
- To catch the disk, you must meet it with your hands. **Note** that your hands are extended only when you're running or diving.
- To attempt an overhead standing catch, hold the joystick **UP** (*I*) to reach up for the disk.
- To dive after the disk, press the **FIRE BUTTON** (*Open Apple*).

SCORING: Points are awarded for the throw and the catch. For the throw, score points with the accuracy and height of the toss. The fewer steps the catcher has to run to meet the disk, the more points are awarded for the throw. Points are scored for catching the disk as follows:

- 150 pts. for a catch while running right.
- 250 pts. for a catch while running left.
- 250 pts. for a catch while diving right.
- 350 pts. for a catch while diving left.
- 350 pts. for a catch over your head.

STRATEGY: Throwing accuracy is the key to winning the Flying Disk (of course, it also helps to make a good catch!). To get the best possible score, throw the disk so the catcher doesn't have to move far to reach it, then make a diving catch or an overhead catch.

CALIFORNIA GAMES SCORING

AWARDS CEREMONY

After every event, trophies are awarded with the names and sponsors of the top finishers in the order they placed.

CHAMPION CEREMONY

If the players compete in all six CALIFORNIA GAMES events, a final trophy is awarded to the Champion of the games based on the total number of points awarded.

First Place	= 5 points
Second Place	= 3 points
Third Place	= 1 point

The points are totaled after all events have been completed, and the player with the most points is the California Champion.

EVENT RECORDS

If an event record is broken or tied in any event, CALIFORNIA GAMES saves the name of the record-breaking player. The records are displayed on the Event Records screen. If a new record is set for an event, the previous record is erased and the new information appears in its place.

CALIFORNIA SPOKEN HERE

AGGRO (a-gro) *adj.* if you're a dare-devilly dude you'll go "way *aggro*", executing aggressive moves on the ramps and waves of California.

AWESOME (ah-sum) *adj.* awe-inspiring. ie. That's one *awesome* dude.

BIO (bi-o) *adj.* short for bionic. You've got to be superhuman with *aggro* moves to be known as *bio*.

DUDE (dyud) *noun.* buddy: can be used to express disbelief as in "DUDE!", or surprise, as in "DUDE!" or as a friendly greeting, as in "Hey DUDE!" Say while laughing for an attention-getting effect, ie. Duhuhuhude!

GNARLY (narly) *adj.* mind and body bendingly difficult. Waves, ramps and *aggro* moves can be gnarly. Then there are gnarly tests, gnarly prom dates, gnarly curfews, etc...

LIKE (lik) *prep.* insert anywhere you like, like, in any sentence, in, like, any context. Used most effectively when upset: "it's, like, geez..." Or the coolest way to use "like" is with "all" (for more description) "It's, like - I'm all - Duuude you've got sand in your jams."

RADICAL (raa-di-cul) *adj.* 1) outrageous: "Radical moves, dude!" 2) cool: "It'd be *radical* if you could cruise to the ramp around 5 o'clock."

TOTALLY (toh-tul-ly) *adv.* completely, entirely: something or someone is totally awesome, radical, or *aggro*. In California everything is totally something. (companion word: see Tubular)

TUBULAR (tyu-byu-lar) *adj.* an adjective that came from the sea and has evolved into an everyday term. Parties, concerts, etc. can be totally *tubular*. Its use is endangered by the word "awesome". (companion word: see Totally)

CREDITS

"LOUIE, LOUIE" - Copyright © by LIMAX MUSIC INC. /
AMERICAN BERRY MUSIC.

NOTES

IT TAKES A SPECIAL KIND OF ATHLETE
TO COMPETE IN ALL THE GAMES



There are a dozen different sports to choose from at the
Olympic Games. Each sport has its own special
rules and its own special athletes.

- Soccer is played on a large field with two goals.
- Basketball is played on a court with a hoop and backboard.
- Tennis is played on a court with a net and rackets.
- Football is played on a large field with a goalpost.
- Hockey is played on an ice rink with sticks and a puck.
- Figure Skating is played on an ice rink with skates.
- Ice Hockey is played on an ice rink with sticks and a puck.
- Winter Sports include Skiing, Snowboarding, and Bobsledding.
- Summer Sports include Baseball, Softball, and American Football.
- Other Sports include Golf, Tennis, and Badminton.

UNITED WARRANTY

The United Warranty covers all products sold by United States
Steel Corporation and its subsidiaries. It is a limited warranty
and does not cover products sold by other companies.

The United Warranty is a limited warranty and does not cover
products sold by other companies. It is a limited warranty
and does not cover products sold by other companies.

The United Warranty is a limited warranty and does not cover
products sold by other companies. It is a limited warranty
and does not cover products sold by other companies.

The United Warranty is a limited warranty and does not cover
products sold by other companies. It is a limited warranty
and does not cover products sold by other companies.

IT TAKES A SPECIAL KIND OF ATHLETE TO COMPETE IN ALL THE GAMES.



Select one of eighteen different countries to represent. Hear the national anthem. Watch opening or closing ceremonies. Play against the computer or with seven other players. Beat the world records and become the world champion!

- **World Games** Includes: Cliff Diving, Sumo Wrestling, Rodeo Bull Riding, Barrel Jumping, Caber Toss, Log Rolling, Weight Lifting, and Giant Slalom Skiing all over the World.
- **Winter Games** Includes: Bobsled, Figure Skating, Hot Dog Aerials, Freestyle Skating, Ski Jump, Speed Skating, and the Biathlon.
- **Summer Games II** Includes: Fencing, Cycling, Kayaking, Triple Jump, Rowing, High Jump, Javelin, and Equestrian events.
- **Summer Games** Includes: 100 Meter Dash, Diving, Freestyle Relay, 100 Meter Relay, Gymnastics, Pole Vault, 4 x 400 Meter Relay, and Skeet Shooting.

LIMITED WARRANTY

EPYX, Inc. warrants to the original purchaser of this EPYX software product that the medium on which this computer program is recorded is free from defects in materials and workmanship for a period of ninety (90) days from the date of purchase. This EPYX software program is sold "as is," without express or implied warranty of any kind, and EPYX is not liable for any losses or damages of any kind resulting from use of this program. EPYX agrees for a period of ninety (90) days to either repair or replace, at its option, free of charge, any EPYX software product, postage paid, with proof of date of purchase, at its Factory Service Center.

This warranty is not applicable to normal wear and tear. This warranty shall not be applicable and shall be void if the defect in the EPYX software product has arisen through abuse, unreasonable use, mistreatment or neglect. THIS WARRANTY IS IN LIEU OF ALL OTHER EXPRESS WARRANTIES AND NO OTHER REPRESENTATION OR CLAIMS OF ANY NATURE SHALL BE BINDING ON OR OBLIGATE EPYX. ANY IMPLIED WARRANTIES APPLICABLE TO THIS SOFTWARE PRODUCT, INCLUDING WARRANTIES OF MERCHANTABILITY AND FITNESS FOR A PARTICULAR PURPOSE, ARE LIMITED TO THE NINETY (90) DAY PERIOD DESCRIBED ABOVE. IN NO EVENT WILL EPYX BE LIABLE FOR ANY SPECIAL, INCIDENTAL, OR CONSEQUENTIAL DAMAGE RESULTING FROM POSSESSION, USE OR MALFUNCTION OF THIS EPYX SOFTWARE PRODUCT.

Some states do not allow limitations as to how long an implied warranty lasts and/or exclusions or limitations of liability may not apply to you. This warranty gives you specific legal rights, and you may also have other rights which vary from state to state.

California Games, Summer Games II, Winter Games, and Fast load Cartridge are trademarks, and Summer Games is a registered trademark of Epyx, Inc. Commodore 128 is a trademark and Commodore 64 is a registered trademark of Commodore Electronics Limited. Apple is a registered trademark of Apple Computer Inc. IBM is a registered trademark of International Business Machines.

EPYX

P.O. Box 8020, 600 Galveston Drive, Redwood City CA 94063

© Epyx, Inc.

Part No. 1930A-60

PROOF-OF-PURCHASE
EPYX
PRODUCT No.
1930A-60