


TM
S
E
N
E
C

SEGA
SPORTS

NFL
FOOTBALL '94
STARTING JOE MONTANA



INSTRUCTION MANUAL



SEGA™ guide

EPILEPSY WARNING


WARNING: READ BEFORE USING YOUR SEGA VIDEO GAME SYSTEM

A very small percentage of individuals may experience epileptic seizures when exposed to certain light patterns or flashing lights. Exposure to certain patterns or backgrounds on a television screen or while playing video games may induce an epileptic seizure in these individuals. Certain conditions may induce undetected epileptic symptoms even in persons who have no history of prior seizures or epilepsy. If you, or anyone in your family, has an epileptic condition, consult your physician prior to playing. If you experience any of the following symptoms while playing a video game: dizziness, altered vision, eye or muscle twitches, loss of awareness, disorientation, any involuntary movement, or convulsions, IMMEDIATELY discontinue use and consult your physician before resuming play.

Table Of Contents

Put On Your Game Face!	2
Starting Up	3
Take Control!	4
Play Selection	5
Before The Snap	6
Controlling The Action	7
The Kicking Game	8
Get Into The Game	9
League Screen	10
Options Screen	11
Setting Up For The Kickoff	12
The Kickoff	13
Calling Plays	14
22...48...Hut...Hut...Hike!	15
The Pause Menu	17
Go For The Glory!	18
Weekly Matchups	18
Weekly Standings	19
Keep Track Of The League Leaders!	20
Study The Stats	20
Drive Summary	21
Turn Up The Heat For The Playoffs!	21
Joe Montana's Tips For Winning In The NFL	22
Real Player Attributes—Real Intensity!	22
The Front Office	32

Put On Your Game Face!



You thought '93 was intense? Then *NFL Football '94* starring Joe Montana will really blow your dome!

Sega Sports has supercharged *NFL Football '94* with a roster of ferocious football features. Take the field with the actual players from all 28 NFL teams. Orchestrate the action with our sensational new "Behind the Quarterback" view. And leave would-be tacklers in the dust with *NFL Football '94's* explosive "speed burst"!

Receive the kick as Deion Sanders, follow your blockers, then bolt up the sideline. Crash Reggie White through the line and blindside Jim Kelly for a loss. Drop Steve Young back into the pocket and throw a 60-yard bomb to a streaking Jerry Rice. If you're shooting for the Super Bowl, *NFL Football '94* gives you the guns!

Lead the Cowboys through a brutal 16-game season. If you're rough and tough enough, you'll make it to the playoffs. Dominate in the playoffs and you're headed for the ultimate gridiron showdown — The Super Bowl!

Starting Up



1. Set up the Genesis system and plug in Control Pad 1. For 2 Player games, plug in Control Pad 2 also.
2. Make sure the power switch is OFF. Insert the *NFL FOOTBALL '94* game into the console and press down firmly.
3. Turn the power switch ON. In a few moments the Sega screen will appear.
4. Press **Start** when the Title screen appears.

Important: If you don't see the Sega screen, turn the power switch OFF. Make sure the Genesis system is set up correctly and the cartridge is **firmly** inserted in the console. If the system is connected to a TV, make sure it's turned to the correct channel (3 or 4). Then turn the power switch ON again.

Always make sure the power switch is OFF before inserting or removing the Genesis game cartridge.

Take Control!

- D (Directional) Button - Start Button



NFL Football '94 starring Joe Montana gives you all the moves of the pros. Master the game controls to throw passes, call audibles, burst away from defenders, make diving tackles and a lot more.

PRE-GAME

Start Button:

- Advances to Game Select Screen from Title Screen.
- Advances to Exhibition Game Kickoff Screen from Game Select Screen from Options Screen.
- Returns to Game Select Screen from Options Screen.
- Advances from game demo to Title sequence.

D (Directional) Pad:

- Moves the highlighter on the Game Select and Options Screens.

A and C Buttons:

- Changes a highlighted setting on the Game Select Screen (D-Pad also does this.)
- Advances to Options Screen from Game Select Screen.
- Changes a highlighted setting on the Options Screen (D-Pad also does this.)
- Scrolls through teams on Game Select Screen (D-Pad also does this).

Play Selection

Start Button:

- Pauses game, displays Pause Menu.

D-Button:

- When Personnel is selected, UP/DOWN scrolls through Personnel options.
- When Formation is selected, UP/DOWN scrolls through formations.
- LEFT/RIGHT advances to plays.
- UP/DOWN scrolls through plays.
- UP/DOWN sets Backfield Options.

A-Button:

- When game is paused, calls Time Out.
- Selects Personnel.
- Displays roster of current available players.
- Selects play on left of screen.

B-Button:

- When game is paused, selects Replay.
- Selects Formation.
- Selects play in center of screen.

C-Button:

- When game is paused, reverses direction of diagrammed plays.
- Selects Backfield Options.
- Selects play on right of screen.

Before The Snap

Start Button:

- Pauses game.

A-Button:

- When game is paused on offense, calls Time Out.
- On offense, selects controlled man (highlighted by circle).

B-Button:

- Changes primary receiver (indicated by yellow arrow).
- On defense, selects controlled man (highlighted by circle).

C-Button:

- Signals for an audible. On offense, A, B and C Buttons then select a play from the following:
 - A Run up the middle (Buck Strong)
 - B Short pass (212 Shoot)
 - C Long pass (999 Seam)
- On defense, A, B and C Buttons select an audible from the last Play Calling Screen.

Controlling The Action

D-Button:

- Controls selected player.

A-Button:

- Snaps the ball.
- Throws pass or hands off.
- After the catch or handoff, makes player with ball use a stiff arm to drive through defenders.


B-Button:

- Changes intended receiver.
- After the catch or handoff, makes player with the ball spin 360°.

C-Button:

- Makes selected player dive when pressed twice or after the speed burst has been used.
- When held down, gives selected player a burst of speed.

The Kicking Game



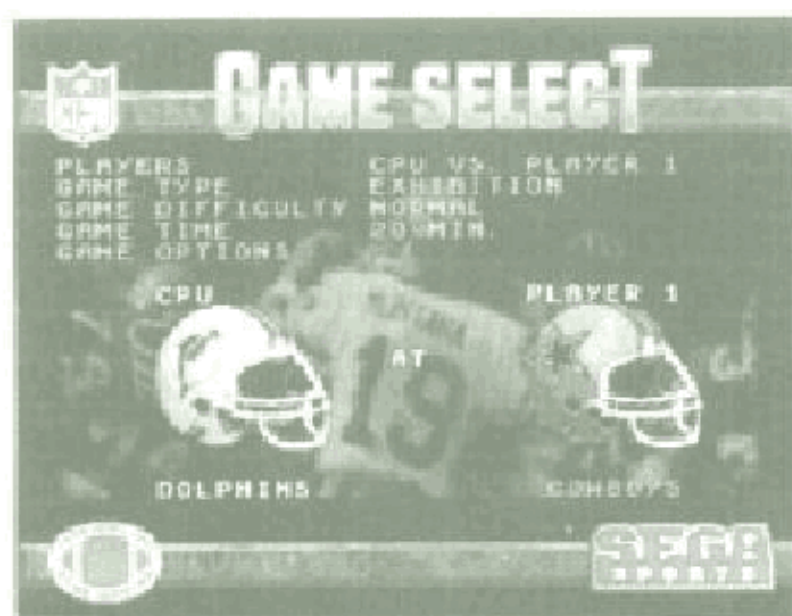
It's tough to win in the NFL without a pro-caliber kicking game. So practice booting towering kickoffs, field goals and punts that nail the "coffin corner".

The Kick Meter is displayed on the bottom portion of your screen. Here's how it works:

1. Press the A-Button to start the Kick Power Meter. The ball in the meter will begin to move.
2. Press the D-Pad to aim the kick down the middle or toward the sidelines.
3. Press the A-Button again to select the length of the kick. The closer the ball is to the end of the meter, the longer your kick.

Watch the wind meter and correct for the wind direction.

Get Into The Game!



After the *NFL Football '94* Title Screen, you'll see a demonstration game. When you've seen enough, press Start and advance to the Game Select Screen. On the Game Select Screen, set the following options:

Players: CPU vs. CPU

CPU vs. Coach 1

Coach 1 vs. CPU

CPU vs. Player 1

Player 1 vs. CPU

If 2 control pads are connected, you can also select two-player game options.

Game Type:

Select between League and Exhibition games. If you select League you'll advance automatically to the League Screen (see below).

Game Difficulty:

Beginner, Normal, Difficult

Get Into The Game! (cont.)

Game Time:

20, 40 or 60 minutes (5, 10 and 15 minute quarters respectively)

Game Options:

Advance to the Options Screen.

Team Select:

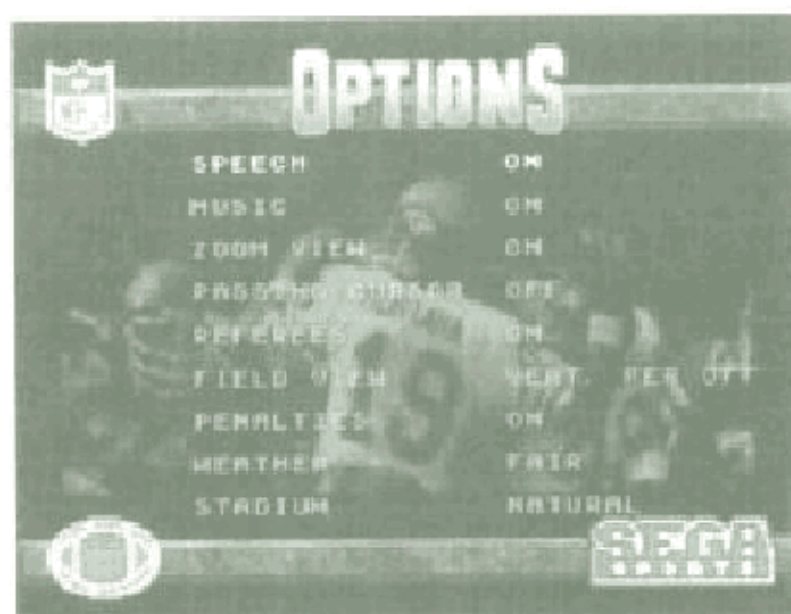
Press the D-Pad LEFT/RIGHT (or the A and C Buttons) to select teams for Exhibition games.

League Screen



On the League Screen, select between NEW SEASON and CONTINUE SEASON. (You can choose between 1991, 1992 and 1993 schedules.) You can also choose CANCEL LEAGUE MODE to return to the Game Select Screen.

Options Screen

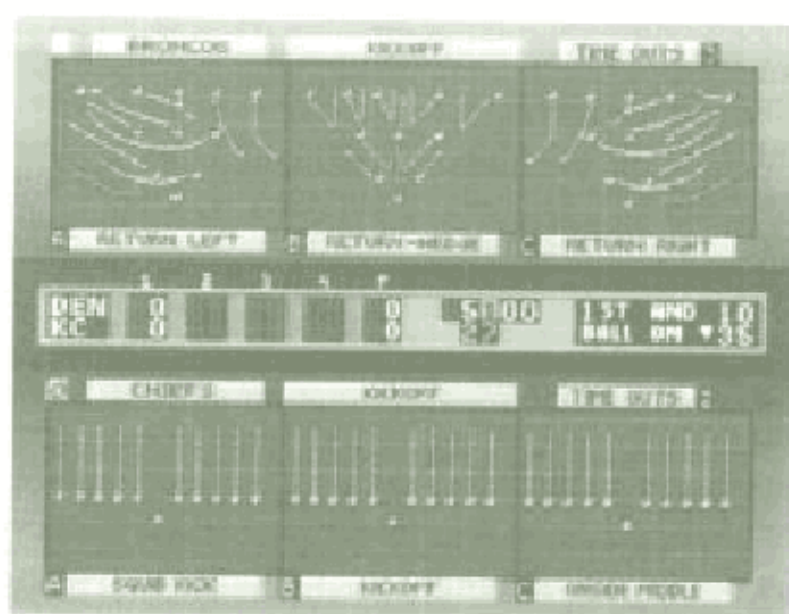


Use the Options Screen to set these options:

- Speech:** Turn SportsTalk play-by-play On or Off.
- Music:** Turn the music soundtrack On or Off.
- Zoom View:** Select On or Off.
- Passing Cursor:** Select On or Off.
- Referees:** Select On or Off.
- Field:** Choose between Vertical Off., Vertical Def., Blimp, Vert. Per Off., Vert. Per Def. and Horizontal camera angles.
- Penalties:** Select On or Off.
- Weather:** In Exhibition mode, play in Fair Weather, Rain or Snow.
- Stadium:** Select Natural Grass, Artificial Turf or Domed Stadium.

To return to the Game Select Screen, press Start.

Setting Up For The Kickoff



The Playbook Screen displays the Visitor's play options on top and the Home team's options on the bottom. Check the plays to see if your team is kicking or receiving.

If you're kicking, choose between:

- Onside Left (A)
- Kickoff (B)
- Onside Right (C)

Press UP/DOWN to choose from three additional kickoff plays:


- Squib Kick (A)
- Kickoff (B)
- Onside Middle (C)

If you're receiving, choose between:

- Return Left (A)
- Return Wedge (B)
- Return Right (C)

Call your play by pressing the button of the play you want. But don't wait too long. If the 40-second clock runs out you'll receive a 5-yard penalty for delay of game. As soon as you select your play the teams move into position for the kickoff.

The Kickoff



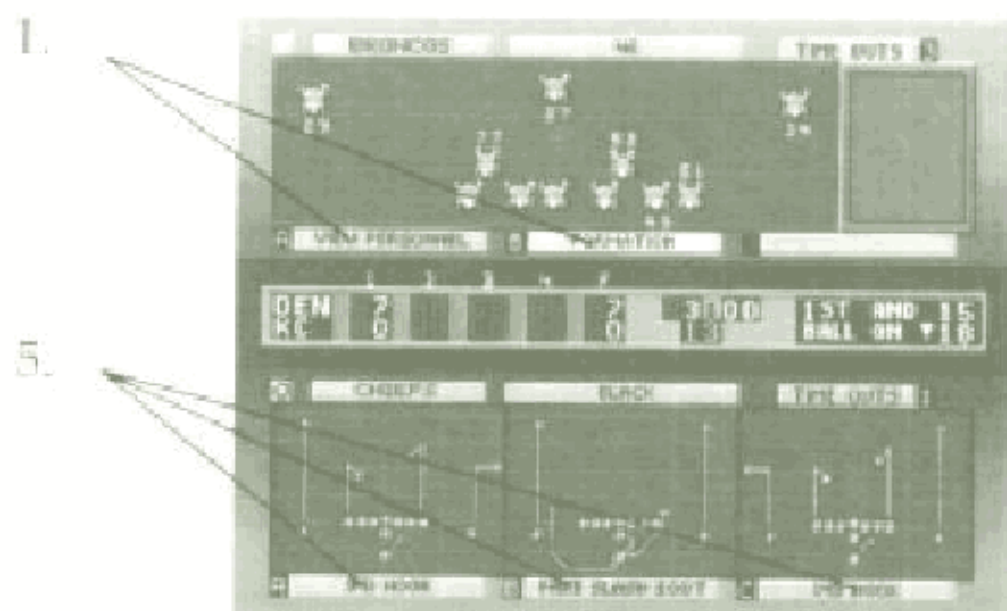
If you're the kicking team:

1. Press the B-Button before the kick to change your controlled man (the player with the circle around his feet).
2. Use the Kick Meter to kick off.
3. Press the B-Button any time after the kick to switch control to the player closest to the ball.
4. After the ball is kicked, use the D-Pad to guide your man. If you get burned, don't forget you can always hit the B-Button to switch control to the player nearest the ball.

If you're receiving:

1. When the ball is kicked the game will automatically select and position a kick receiver.
2. As soon as the ball is caught, you control the ball carrier.
3. Make your way upfield, using the A and B Buttons to bowl over tacklers or spin around them. (If you receive the ball in the end zone, you can call for a touchback by staying in or running out of the end zone.)

Calling Plays



After the kick returner is tackled, it's time to call your first play from scrimmage. The Play Calling Screen displays your play options. On offense, white lines are passing routes, red lines are running routes and yellow lines are blocking routes. On pass plays, blue lines indicate the primary receiver. On defense, yellow lines are coverage routes and red lines indicate players who will blitz.


OFFENSE

1. Use the D-Pad to select from Personnel, Formation and Options on Offense.
2. If you select Personnel, press the A-Button again to select the players you have on the field. Press the D-Pad to view plays.
3. If you select Formation, press the D-Pad UP/DOWN to select your desired formation. Press the D-Pad to view plays.
4. If you select Options, press the C-Button again to scroll through your options. Press the D-Pad UP/DOWN to change the Options settings.
5. When you have set your desired Personnel, Formation and Options, select a play by pressing the corresponding button.

DEFENSE

1. Press the A-Button to select the personnel you have on the field. Press A again to see a roster of your current defensive players.
2. Press the D-Pad UP/DOWN and LEFT/RIGHT to scroll through your formations and plays.
3. Press the A, B or C Buttons to select a play.

22 . . .48 . . . Hut . . .Hut . . .Hike!



Before the snap and in play, use the D-Pad to maneuver your controlled man. The following chart summarizes your additional play controls on offense and defense.

OFFENSE

Before the snap:

- Press the C-Button to call an audible.
- Press the B-Button to select primary receiver by moving yellow arrow.

22...48..Hut...Hut...Hike! (cont.)

QB before passing:

- Press the B-Button to change receivers.
- Press the A-Button to pass.
- Press the C-Button twice to dive.
- Hold the C-Button down for a burst of speed.

After handoff or reception:

- Press the A-Button to execute a stiff arm.
- Press the B-Button to spin 360°.
- Press the C-Button twice to dive.
- Hold the C-Button down for a burst of speed.

DEFENSE

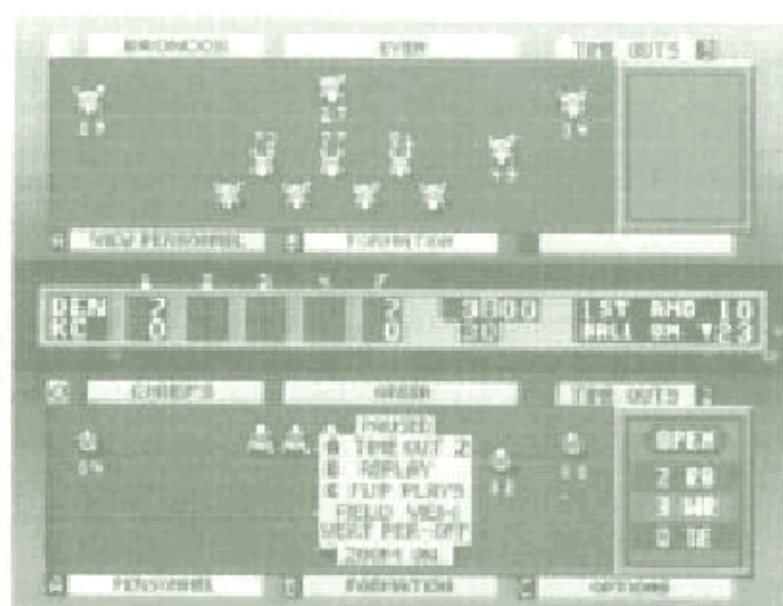
Before the snap:

- Press the A-Button to select controlled man.
- Press the B-Button to reverse cycle through players.

After the snap:

- Press the B-Button to transfer control to player closest to ball.
- Press the C-Button twice to dive.
- Hold the C-Button down for a burst of speed.

The Pause Menu



When you hit Start on the Play Selection Screen the Pause Menu will appear. The Pause Menu gives you the following options.

OFFENSE

- Time Out:** Press the A-Button to call Time Out. Each team gets 3 time outs each half.
- Instant Replay:** Press the B-Button to select Instant Replay.
- Flip Plays:** Press the C-Button to run plays in the opposite direction as shown in the playbook.
- Field View:** Press the D-Pad UP/DOWN to change the Field View.
- Zoom:** Press the D-Pad LEFT/RIGHT for Zoom On and Zoom Off.

DEFENSE

- Time Out:** Press the A-Button.
- Replay:** Press the B-Button.
- Select Field View:** Press D-Pad UP/DOWN.
- Zoom On and Off:** Press the D-Pad LEFT/RIGHT.
- To exit the Pause Menu, press Start.

Go For The Glory!



Select League Play on the Game Select Screen to advance to the League Set-Up Screen. On the League Set-Up Screen, choose between 1991, 1992 and 1993 NFL schedules.

After you have selected a schedule, use the A and C Buttons (or the D-Pad) to scroll through the teams. When you see the team you want to play for, press Start to begin your first of 16 regular season games.

Weekly Matchups

WEEK 5			
MINNAPOLIS VIKINGS	CHICAGO BEARS	PHILADELPHIA EAGLES	NEW YORK JETS
DETROIT LIONS	TAMPA BAY BUCCANERS	SAN DIEGO CHARGERS	SEATTLE SEAHAWKS
GREEN BAY PACKERS	DALLAS COWBOYS	NEW YORK GIANTS	BUFFALO BILLS
LOS ANGELES RAIDERS	KANSAS CITY CHIEFS	CINCINNATI REDSKINS	MIAMI DOLPHINS
INDIANAPOLIS COLTS	DENVER BRONCOS	DENVER BRONCOS	BROWNS
MINNESOTA VIKINGS	SAN FRAN 49ERS	OHLERS	PATRIOTS
NEW ORLEANS SAINTS	LOS ANGELES CARDINALS	STEELERS	

For each week you'll see a complete listing of games being played around the league. Your team will be highlighted in yellow.

Weekly Standings

WEEK 5			
FALCONS	AT	BEARS	17
10		EAGLES	17
LEONS	AT	BUCS	17
16		CHARGERS	20
PACKERS	AT	GIANTS	14
24		BILLS	26
RIDERS	AT	CHIEFS	14
7		REDSKINS	19
COLTS	AT	BRONCOS	17
7		BENGALS	0
VIKINGS	AT	49ERS	56
21		OILERS	0
SHINTS	AT	PATRIOTS	0
30		CARDINALS	0
		STEELERS	0

After each league game you will see the results of all other games played that week . . .

Sega Sports Page

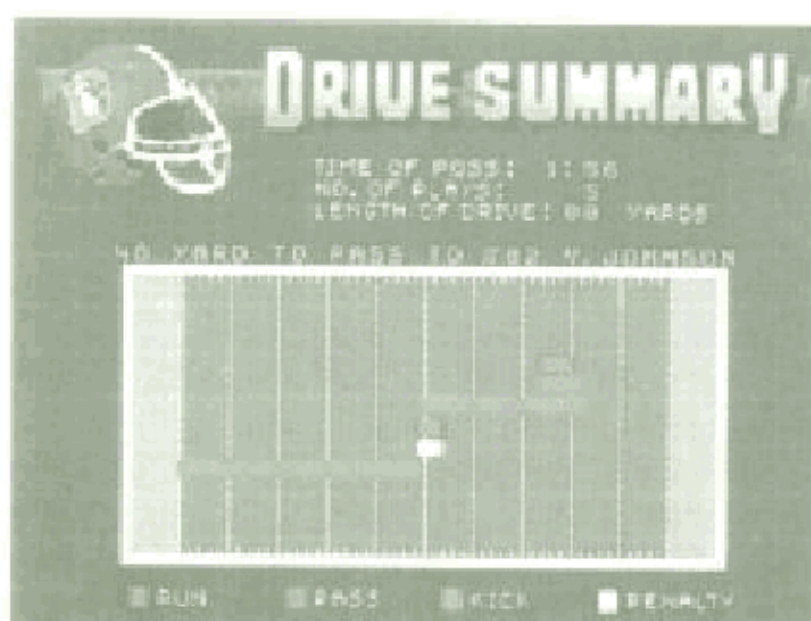


STANDINGS

EAST				EAST			
	w	l	pts		w	l	pts
COMBOYS	3	0	1000	JETS	2	1	667
EAGLES	2	1	667	DOLPHINS	2	1	667
REDSKINS	1	2	333	COLTS	2	1	667
GIANTS	1	2	333	BILLS	2	1	667
CARDS	1	3	250	PATRIOTS	1	3	250
CENTRAL				CENTRAL			
	w	l	pts		w	l	pts
VIKINGS	3	0	1000	OILERS	4	0	1000
BEARS	2	1	667	STEELERS	3	1	750
LIONS	2	2	500	BENGALS	2	2	500
BUCS	1	2	333	BRONCS	0	4	000
PACKERS	1	2	333				
				CHARGERS	2	1	667
				RIDERS	2	1	667
				CHIEFS	2	1	667
				SEAHAWKS	0	4	000
				BRONCOS	0	3	000

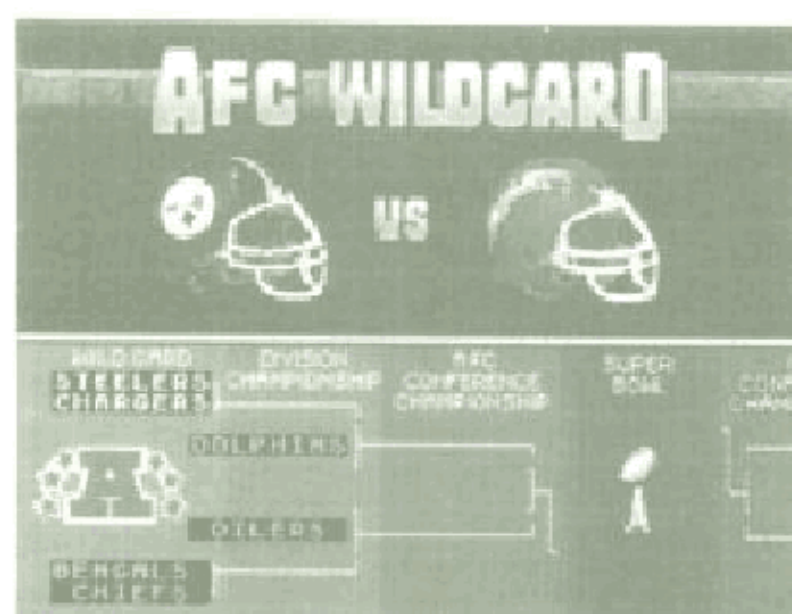
. . . You'll also see the league standings.

Drive Summary



After every successful scoring drive you'll see a Drive Summary which breaks it all down.

Turn Up The Heat For The Playoffs!



If you beat up your competition during the regular season, you'll earn a berth in post-season. Make it through the playoffs and you're bound for the Super Bowl.

Joe Montana's Tips For Winning In The NFL

1. Don't hold the ball too long in the pocket. If you wait too long to throw the ball, your receivers are more likely to be covered.
2. When you're about to be tackled with the ball, try to spin away from the tackler. This is a good way to rack up extra yards!
3. Use the speed burst on offense and defense. The speed burst will help you lose would-be tacklers. It will also help you close the distance between you and the ball carrier.
4. When running inside, follow your blockers. If you don't, you could get stuffed for a big loss.

Real Player Attributes—Real Intensity!

NFL Football '94 gives you all the real NFL players and real player attributes. On the following pages you'll see a breakdown of each team's "money" players, including a rating of each player's strengths in eight key categories.

Atlanta Falcons

Player	Number	Position	Agility	Strength	Speed	Hands	Rushing	Accuracy	Blocking	Tackling
C. Miller	12	QB	60	55	66	66	58	55	49	40
M. Haynes	81	WR	81	63	95	94	82	58	58	60
M. Pritchard	35	WR	80	60	90	80	70	60	55	55
A. Rison	80	WR	83	61	96	93	81	60	55	57
P. Holt	95	DL	61	88	62	49	50	18	62	91
J. Tuggle	38	LB	80	85	80	71	61	24	62	97
S. Case	25	DB	70	75	75	70	70	35	60	80
D. Sanders	21	DB	80	64	92	80	82	40	50	74

Buffalo Bills

Player	Number	Position	Agility	Strength	Speed	Hands	Rushing	Accuracy	Blocking	Tackling
J. Kelly	12	QB	57	72	74	74	75	75	75	74
T. Thomas	34	RB	65	68	74	65	75	75	75	74
B. Brooks	80	WR	60	60	75	65	72	75	73	73
A. Reed	83	WR	60	60	75	65	72	75	73	73
B. Smith	78	DL	53	83	73	75	74	72	74	74
C. Bennett	97	LB	74	81	74	65	72	73	74	74
H. Jones	20	DB	60	74	74	65	72	74	73	73
M. Kelso	38	DB	60	70	74	65	72	74	73	73

Chicago Bears

Player	Number	Position	Agility	Strength	Speed	Hands	Rushing	Accuracy	Blocking	Tackling
J. Harbaugh	4	QB	60	60	65	73	72	73	72	73
N. Anderson	35	RB	64	72	82	82	74	75	74	73
C. Heyward	45	RB	70	83	70	70	74	74	73	73
T. Waddle	87	WR	83	61	91	73	72	72	73	73
R. Dent	95	DL	56	91	68	47	74	72	72	73
W. Perry	72	DL	57	94	60	48	74	73	72	73
M. Carrier	20	DB	69	71	74	71	73	74	73	73
D. Woolford	21	DB	78	64	65	74	72	74	73	73

Cincinnati Bengals

Player	Number	Position	Agility	Strength	Speed	Hands	Rushing	Accuracy	Blocking	Tackling
D. Klingler	7	QB	60	65	65	74	73	74	74	73
D. Fenner	44	RB	76	71	81	74	73	74	73	73
H. Green	28	RB	63	70	84	73	73	73	73	73
C. Dickens	80	WR	81	65	95	73	72	72	73	73
T. Krumrie	64	DL	51	94	65	47	73	72	73	73
J. Francis	50	LB	73	81	73	64	73	72	73	73
R. McDonald	56	LB	66	71	73	64	73	72	73	73
M. Brim	43	DL	78	63	73	74	72	73	73	73

Cleveland Browns

Player	Number	Position	Agility	Strength	Speed	Hands	Rushing	Accuracy	Blocking	Tackling
B. Kosar	13	QB	32	60	28	35	13	91	42	33
E. Metcalf	21	RB	95	60	83	80	84	60	54	83
T. Vardell	44	RB	70	76	73	73	73	74	73	73
M. Jackson	81	WR	81	63	81	80	73	63	53	84
J. Ball	93	DL	55	97	33	34	31	33	34	33
M. Perry	92	DL	61	97	34	33	33	32	33	31
M. Johnson	59	LB	53	88	74	33	33	34	34	33
C. Matthews	57	LB	61	87	33	31	33	33	33	33

Dallas Cowboys

Player	Number	Position	Agility	Strength	Speed	Hands	Rushing	Accuracy	Blocking	Tackling
T. Aikman	8	QB	60	73	33	33	33	73	33	33
E. Smith	12	RB	53	73	33	33	33	33	33	33
M. Irvin	38	WR	33	73	33	33	33	33	33	33
J. Novacek	54	TE	31	80	74	33	33	33	33	33
C. Haley	94	DL	33	60	34	31	33	33	33	33
R. Maryland	57	DL	70	91	33	33	33	33	33	33
K. Norton	31	LB	66	84	73	33	33	33	33	33
T. Everett	37	DB	71	74	33	33	33	33	33	33

Denver Broncos

Player	Number	Position	Agility	Strength	Speed	Hands	Rushing	Accuracy	Blocking	Tackling
J. Elway	7	QB	73	70	33	33	74	33	33	33
R. Bernstine	33	RB	80	73	33	33	33	33	74	33
V. Johnson	82	WR	33	60	33	33	73	33	33	33
S. Sharpe	34	TE	73	70	33	33	74	33	73	33
M. Croel	51	LB	73	81	74	33	33	33	33	33
S. Fletcher	73	LB	70	72	74	33	33	33	33	33
K. Mecklenburg	77	LB	33	73	71	33	33	33	33	33
S. Atwater	77	DB	52	81	33	33	70	33	33	33

Detroit Lions

Player	Number	Position	Agility	Strength	Speed	Hands	Rushing	Accuracy	Blocking	Tackling
R. Peete	4	QB	60	75	65	75	75	85	75	45
B. Sanders	20	RB	95	85	90	75	95	85	75	45
H. Moore	84	WR	85	75	85	85	75	85	75	45
B. Perriman	80	WR	85	85	85	75	75	75	75	45
C. Spielman	54	LB	65	85	75	75	85	75	85	45
P. Swilling	56	LB	65	85	85	75	85	75	85	45
B. Blades	36	DB	75	75	85	75	85	75	85	45
R. Crockett	39	DB	75	85	85	75	85	75	85	45

Green Bay Packers

Player	Number	Position	Agility	Strength	Speed	Hands	Rushing	Accuracy	Blocking	Tackling
B. Favre	4	QB	75	65	75	75	75	85	75	45
M. Clayton	83	WR	85	75	85	85	75	85	75	45
S. Sharpe	84	WR	85	75	85	85	75	85	75	45
J. Harris	80	TE	75	85	75	85	75	85	75	45
R. White	92	DL	65	85	75	75	85	75	85	45
T. Bennett	90	LB	65	85	75	75	85	75	85	45
B. Noble	91	LB	64	85	75	75	85	75	85	45
T. Buckley	27	DB	75	85	85	75	85	75	85	45

Indianapolis Colts

Player	Number	Position	Agility	Strength	Speed	Hands	Rushing	Accuracy	Blocking	Tackling
I. George	11	QB	60	75	65	75	75	85	75	45
R. Culver	35	RB	75	75	75	75	75	85	75	45
J. Hester	84	WR	85	85	85	85	75	85	75	45
R. Langhorne	85	WR	84	85	85	85	75	85	75	45
S. Emtman	90	DL	65	85	85	85	75	85	75	45
D. Bickett	50	LB	65	85	75	75	85	75	85	45
Q. Corvatt	55	LB	75	85	85	75	85	75	85	45
J. Herrod	54	LB	75	85	85	75	85	75	85	45

Kansas City Chiefs

Player	Number	Position	Agility	Strength	Speed	Hands	Rushing	Accuracy	Blocking	Tackling
J. Montana	19	QB	62	51	51	51	53	88	55	55
H. Williams	44	RB	80	72	72	73	75	65	74	74
J. Burden	38	WR	86	58	53	81	71	85	54	51
W. Davis	84	WR	82	60	64	80	78	80	54	51
N. Smith	90	DL	80	90	73	50	51	58	74	55
D. Thomas	38	LB	79	80	74	53	54	64	65	76
A. Lewis	70	DB	73	83	66	80	70	65	51	51
C. Mincy	42	DB	71	81	73	73	68	71	51	50

Houston Oilers

Player	Number	Position	Agility	Strength	Speed	Hands	Rushing	Accuracy	Blocking	Tackling
W. Moon	1	QB	51	51	51	55	51	85	52	53
L. White	44	RB	81	73	76	74	78	64	71	75
E. Givins	81	WR	86	51	55	81	78	85	51	51
H. Jeffries	84	WR	83	52	58	85	74	85	51	51
R. Childress	70	DL	81	91	65	51	55	65	74	54
A. Smith	44	LB	87	85	73	74	78	64	74	75
C. Dishman	13	DB	78	88	78	83	71	78	51	51
B. McDowell	13	DB	70	86	71	81	78	78	51	51

Los Angeles Raiders

Player	Number	Position	Agility	Strength	Speed	Hands	Rushing	Accuracy	Blocking	Tackling
J. Hostetler	15	QB	54	51	50	55	58	85	51	51
T. Brown	51	WR	84	57	53	86	75	85	51	51
W. Gault	84	WR	81	53	52	81	73	85	54	51
E. Horton	78	TE	84	78	74	74	74	65	84	84
H. Long	74	DL	86	88	68	53	50	78	64	71
A. Smith	84	DL	85	87	64	51	52	70	65	75
G. Townsend	83	DL	88	88	68	50	51	70	65	80
E. Anderson	33	DB	70	79	76	69	71	80	61	76

Los Angeles Rams

Player	Number	Position	Agility	Strength	Speed	Hands	Rushing	Accuracy	Blocking	Tackling
J. Everett	11	QB	70	70	70	70	70	70	70	70
J. Betts	36	RB	70	70	70	70	70	70	70	70
W. Anderson	83	WR	70	70	70	70	70	70	70	70
H. Ellard	80	WR	70	70	70	70	70	70	70	70
S. Gilbert	90	DL	70	70	70	70	70	70	70	70
S. Conlan	56	LB	70	70	70	70	70	70	70	70
R. Phifer	38	LB	70	70	70	70	70	70	70	70
T. Lyght	41	DB	70	70	70	70	70	70	70	70

Miami Dolphins

Player	Number	Position	Agility	Strength	Speed	Hands	Rushing	Accuracy	Blocking	Tackling
D. Marino	13	QB	70	70	70	70	70	70	70	70
K. Byars	41	RB	70	70	70	70	70	70	70	70
L. Frazier	80	WR	70	70	70	70	70	70	70	70
K. Jackson	88	TE	70	70	70	70	70	70	70	70
B. Cox	51	LB	70	70	70	70	70	70	70	70
J. Ostersahl	36	LB	70	70	70	70	70	70	70	70
L. Oliver	23	DB	70	70	70	70	70	70	70	70
L. Williams	25	DB	70	70	70	70	70	70	70	70

Minnesota Vikings

Player	Number	Position	Agility	Strength	Speed	Hands	Rushing	Accuracy	Blocking	Tackling
B. Word	23	RB	70	70	70	70	70	70	70	70
A. Carter	81	WR	70	70	70	70	70	70	70	70
C. Carter	80	WR	70	70	70	70	70	70	70	70
S. Jordan	83	TE	70	70	70	70	70	70	70	70
C. Doleman	56	DL	70	70	70	70	70	70	70	70
L. Del Rio	55	LB	70	70	70	70	70	70	70	70
A. McMillan	26	DB	70	70	70	70	70	70	70	70
T. Scott	38	DB	70	70	70	70	70	70	70	70

New Orleans Saints

Player	Number	Position	Agility	Strength	Speed	Hands	Rushing	Accuracy	Blocking	Tackling
W. Wilson	18	QB	60	35	55	50	55	75	20	38
B. Muster	22	RB	70	75	72	74	84	74	74	68
Q. Early	86	WR	85	55	84	85	74	80	78	70
E. Martin	84	WR	90	65	88	88	78	82	88	72
R. Jackson	37	LB	72	85	81	78	61	72	61	55
V. Johnson	53	LB	70	87	71	88	60	73	60	58
S. Mills	51	LB	84	88	73	71	60	74	74	58
K. Turnbull	97	LB	65	80	70	68	60	78	50	52

New England Patriots

Player	Number	Position	Agility	Strength	Speed	Hands	Rushing	Accuracy	Blocking	Tackling
D. Bledsoe	11	QB	70	70	85	85	70	84	28	48
L. Russell	32	RB	80	75	82	74	75	60	74	74
G. McMurtry	86	WR	82	58	84	88	75	81	85	74
M. Cook	85	TE	60	78	88	88	88	48	88	84
V. Brown	59	LB	67	82	78	83	81	74	85	88
T. Collins	54	LB	65	80	70	83	81	74	88	88
A. Tippett	36	LB	68	85	74	84	72	74	88	88
R. Thompson	21	DB	70	78	74	82	78	80	88	88

New York Giants

Player	Number	Position	Agility	Strength	Speed	Hands	Rushing	Accuracy	Blocking	Tackling
P. Simms	14	QB	51	55	88	85	88	88	44	38
R. Hampton	27	RB	88	74	81	74	84	81	74	74
D. Meggett	30	RB	81	88	88	78	85	80	88	88
M. Sherrard	88	WR	82	88	82	88	75	82	88	88
E. Howard	74	DE	83	88	81	88	81	74	81	81
M. Brooks	94	LB	88	82	70	84	88	78	88	88
L. Taylor	86	LB	73	80	78	88	88	74	88	88
M. Collins	15	DB	78	88	88	74	88	88	88	88

New York Jets

Player	Number	Position	Agility	Strength	Speed	Hands	Rushing	Accuracy	Blocking	Tackling
B. Estason	7	QB	55	74	75	54	33	55	42	45
J. Johnson	39	RB	65	74	74	55	55	55	44	55
C. Burkett	87	WR	75	55	55	54	44	55	55	55
R. Moore	85	WR	65	55	55	54	55	55	55	55
J. Lageman	35	DL	57	84	73	55	55	44	55	55
K. Clifton	38	LB	55	75	75	55	55	45	55	55
I. Hasty	40	DB	73	74	75	55	55	55	55	55
R. Lott	42	DB	74	84	75	55	55	55	55	55

Philadelphia Eagles

Player	Number	Position	Agility	Strength	Speed	Hands	Rushing	Accuracy	Blocking	Tackling
R. Cunningham	12	QB	54	73	75	55	55	55	44	55
H. Walker	34	RB	55	74	75	55	55	55	44	55
F. Barnett	86	WR	74	55	55	55	55	55	55	55
C. Williams	89	WR	75	55	55	55	55	55	55	55
T. Harris	97	DL	55	84	75	55	55	44	55	55
C. Simmons	96	DL	55	85	75	55	55	44	55	55
S. Joiner	53	LB	55	75	75	55	55	45	55	55
E. Allen	41	DB	74	74	75	55	55	55	55	55

Phoenix Cardinals

Player	Number	Position	Agility	Strength	Speed	Hands	Rushing	Accuracy	Blocking	Tackling
S. Beuerlein	7	QB	52	75	75	55	55	55	45	44
G. Hearst	23	RB	65	75	75	55	55	55	45	55
G. Clark	74	WR	65	72	75	55	44	55	45	55
R. Proehl	57	WR	65	65	75	55	55	55	55	55
E. Swann	58	DL	53	85	75	55	45	45	55	55
K. Harvey	35	LB	55	75	75	55	55	45	55	55
C. Cecil	25	DB	70	75	75	55	55	55	55	55
R. Massey	40	DB	81	85	75	55	55	55	55	55

Pittsburgh Steelers

Player	Number	Position	Agility	Strength	Speed	Hands	Rushing	Accuracy	Blocking	Tackling
N. O'Donnell	14	QB	77	70	72	55	75	65	65	65
B. Foster	29	RB	80	88	75	72	75	65	75	65
D. Stone	20	WR	82	72	81	75	75	65	65	65
E. Green	86	TE	72	72	71	75	75	65	65	65
K. Greene	91	LB	77	88	81	85	85	74	75	65
G. Lloyd	95	LB	84	82	77	85	85	65	65	65
D. Figures	21	DB	73	85	85	75	75	65	65	65
R. Woodson	26	DB	79	71	90	81	80	65	65	65

San Diego Chargers

Player	Number	Position	Agility	Strength	Speed	Hands	Rushing	Accuracy	Blocking	Tackling
S. Humphries	12	QB	60	75	75	75	75	75	75	65
M. Butts	35	RB	81	71	85	72	75	65	75	65
R. Harmon	33	RB	91	66	85	75	75	65	75	65
A. Miller	87	WR	80	62	85	75	75	65	65	65
B. Grossman	82	DL	60	76	71	75	75	75	75	65
L. O'Neal	91	DL	71	80	84	75	75	75	75	65
J. Sean	35	LB	78	80	81	75	75	75	75	65
F. Fields	25	DB	70	73	78	75	75	65	65	65

Seattle Seahawks

Player	Number	Position	Agility	Strength	Speed	Hands	Rushing	Accuracy	Blocking	Tackling
C. Warren	42	RB	80	75	78	72	75	65	75	65
L.L. Williams	32	RB	70	74	84	72	75	65	75	65
B. Blades	89	WR	84	74	81	75	75	65	65	65
K. Martin	84	WR	80	60	85	75	75	65	65	65
J. Bryant	77	DL	60	85	71	75	75	75	75	65
C. Kennedy	96	DL	68	83	75	75	75	75	75	65
R. Porter	57	LB	75	75	75	75	75	65	65	65
E. Robinson	41	DB	70	75	75	75	75	65	65	65

San Francisco 49ers

Player	Number	Position	Agility	Strength	Speed	Hands	Rushing	Accuracy	Blocking	Tackling
S. Young	8	QB	75	98	72	75	85	75	75	75
R. Watters	32	RB	82	74	85	75	85	85	75	75
J. Rice	80	WR	86	74	85	85	85	85	75	75
B. Jones	84	TE	80	80	85	85	85	85	85	75
K. Fagan	75	DL	61	91	85	85	85	75	85	75
M. Walter	99	LB	63	81	75	85	85	85	85	75
D. Griffin	29	DB	76	66	85	75	75	85	85	75
T. McDonald	46	DB	78	81	74	85	75	85	85	75

Tampa Bay Buccaneers

Player	Number	Position	Agility	Strength	Speed	Hands	Rushing	Accuracy	Blocking	Tackling
S. DeBerg	17	QB	73	80	82	75	85	75	75	75
R. Cobb	34	RB	85	70	85	75	85	85	75	75
L. Dawsey	80	WR	80	84	85	85	85	85	75	75
R. Hall	82	TE	82	85	85	85	85	85	85	75
S. Dotson	71	DL	84	88	85	85	85	85	85	75
H. Nickerson	56	LB	75	83	75	85	85	85	85	75
B. Thomas	51	LB	72	81	85	75	85	85	85	75
M. Mayhew	35	DB	76	74	85	85	85	85	85	75

Washington Redskins

Player	Number	Position	Agility	Strength	Speed	Hands	Rushing	Accuracy	Blocking	Tackling
M. Rypien	11	QB	81	81	82	75	85	85	85	75
E. Byner	21	RB	75	74	74	75	85	85	75	75
R. Ervins	32	RB	80	69	85	75	85	85	75	75
R. Sanders	83	WR	85	88	85	85	85	85	85	75
C. Mann	71	DL	69	88	72	85	85	85	85	75
C. Banks	58	LB	65	80	70	85	85	85	85	75
A. Collins	55	LB	66	81	70	85	85	85	85	75
D. Green	28	DB	88	66	88	85	85	85	85	75

The Front Office

Developer:	Blue Sky Software
Producer:	Chris Smith
Programming Team:	Kevin Baca Brian Belfield Dave Cartt Keith Freiheit Rich Karpp Bryan Kiss
Art Director:	Dana Christianson
Art Team:	Mark Dobratz Jerry Huber Drew Krevi Amber Long Kevin McMahon Chuck Osieja John Seidel Scott Seidel
Sounds & Music:	Sam Powell
SportsTalk:	Allen Maynard Joe Shands
Voice:	Lon Simmons
Lead Tester:	Gerald DeYoung
Lieutenants:	Marc Dawson

Atom Ellis

AtariGuide

Additional Testers:

Emily Albertson
John Amirkhan
Mike Bench
Dan Caraballo
Glen Cureton
Brian Dawson
Eric Fong
Jason Friedman
Mike Gilmartin
Rick Greer
Keith Higashihara
Tony Hursh
Lawrence Jeung
Vasily Lewis
Simon Lu
Dermot Lyons
Greg Marowitz
Todd Morgan
Vincent Nason
Michael Palser
Kirk Rogers
Sam Saliba
Kevin Seiter
Terry Thomas
Matt Underwood
Paul Walker
David Woof
Renato Alferez
Dusty Bedford
Steve Bourdet
Harry Chavez
Chris Cutliff
Aron Drayer
Ivan Foong
Richard Gangwish
Roman Greco
Randal Hauser
Chris Hudak
John Jansen
Tracy Johnson
Jeff Loney
Anthony Lynch
Mike Madden
Jim McCarthy
Ted Norton
Lance Nelson
Dave Perkingson
Matt Rosaeen
Bruno Sarret
Timothy Spengler
Jeffrey Todd
Greg Vogt
Ari Warner

Marketing:	Doug Rebert
Manual:	Mike Yoffie
Special thanks:	George deGolian Kelly Ryan George Kiss Wayne Townsend Steve Patterson Tom Walsh Scott Rohde Norman Wood

Handling Your Cartridge

- The Sega Genesis Cartridge is intended for use exclusively with the Sega Genesis System.
- Do not bend it, crush it or submerge it in liquids.
- Do not leave it in direct sunlight or near a radiator or other source of heat.
- Be sure to take an occasional break during extended play to rest yourself and the Sega Cartridge.

Limited Warranty

Sega of America, Inc., warrants to the original consumer purchaser that the Sega Genesis Cartridge shall be free from defects in material and workmanship for a period of 90 days from the date of purchase. If a defect covered by this limited warranty occurs during this 90-day warranty period, Sega will repair or replace the defective cartridge or component part, at its option, free of charge. This limited warranty does not apply if the defects have been caused by negligence, accident, unreasonable use, modification, tampering or any other causes not related to defective materials or workmanship. To receive warranty service, call the Sega Consumer Service Department at: 1-800-USA-SEGA.

To receive Canadian warranty service, call the Sega Canadian Consumer Service Department at: 1-800-872-7342.

DO NOT RETURN YOUR SEGA GENESIS CARTRIDGE TO YOUR RETAIL SELLER. Return the cartridge to Sega Consumer Service. Please call first for further information. If the Sega technician is unable to solve the problem by phone, he or she will provide you with instructions on returning your defective cartridge to us. The cost of returning the cartridge to Sega's Service Center shall be paid by the purchaser.

Repairs after Expiration of Warranty

If your Sega Genesis Cartridge requires repairs after termination of the 90-day limited warranty period, you may contact the Sega Consumer Service Department at the number listed above. If the technician is unable to solve the problem by phone, he or she will advise you of the estimated cost of repair. If you elect to have the repair done, you will need to return the defective merchandise, freight prepaid and insured against loss or damage, to Sega's Service Center with an enclosed check or money order payable to Sega of America, Inc., for the amount of the cost estimate provided to you by the technician. If, after inspection, it is determined that your cartridge cannot be repaired, it will be returned to you and your payment will be refunded.

Limitations on Warranty

Any applicable implied warranties, including warranties of merchantability and fitness for a particular purpose, are hereby limited to 90 days from the date of purchase and are subject to the conditions set forth herein. In no event shall Sega of America, Inc., be liable for consequential or incidental damages resulting from the breach of any express or implied warranties. The provisions of this limited warranty are valid in the United States only. Some states do not allow limitations on how long an implied warranty lasts, or exclusion of consequential or incidental damages, so the above limitation or exclusion may not apply to you. This warranty provides you with specific legal rights. You may have other rights which vary from state to state.

SEGA™ SPORTS

Creating the Most Fun
& Realistic Sports Games Today!


GENESIS™

WORLD SERIES® BASEBALL




AVAILABLE WINTER '93

NFL FOOTBALL '94 STARRING JOE MONTANA



AVAILABLE X-MAS '93

NBA ACTION™'94




AVAILABLE WINTER '93

GREATEST HEAVYWEIGHTS™



AVAILABLE X-MAS '93

WIMBLEDON CHAMPIONSHIP TENNIS™



AVAILABLE FALL '93

SEGA CD™

JOE MONTANA'S NFL FOOTBALL™



AVAILABLE FALL '93

NFL'S GREATEST: SAN FRANCISCO VS. DALLAS™



AVAILABLE FALL '93

WORLD SERIES® BASEBALL



AVAILABLE SPRING '93